

## A LABOUR MARKET ANALYSIS OF HEALTH AND SOCIAL CARE IN THAMES VALLEY BERKSHIRE

**Health and social care is one of the largest sectors in Berkshire. The county is home to just under 47,000 health and social care jobs and is home to large medical facilities including the Royal Berkshire Hospital and Wexham Park Hospital.**

There are 46,550 health and social care jobs in Berkshire today, representing 9% of all jobs in the county. Demand for these jobs has remained strong in recent years, with job vacancy volumes remaining steady during the Covid-19 pandemic.

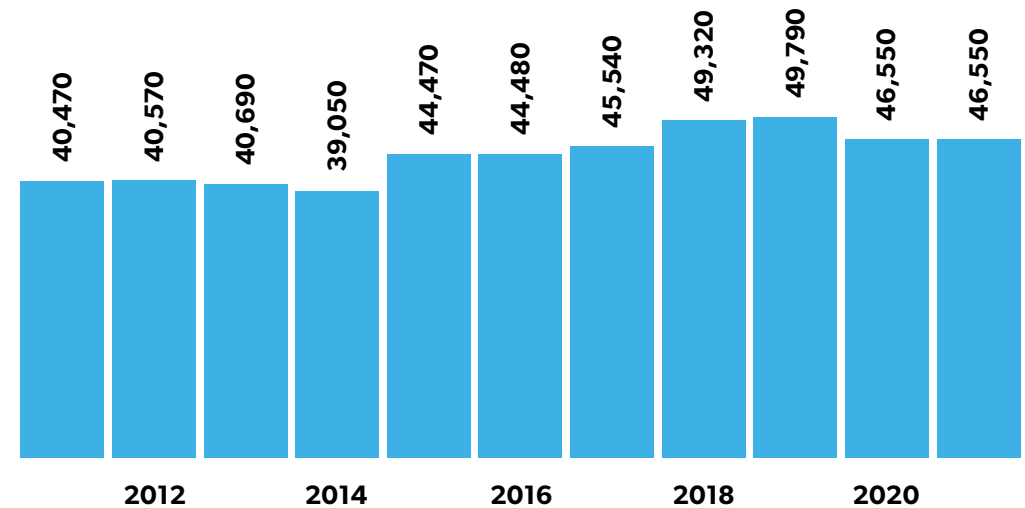
Major health and social care employers locally include the NHS, Spire Healthcare, Barchester Healthcare and Nuffield

Health, who require workers from multiple occupations to operate effectively. There is evidence of existing need for workers in areas such as nursing and physiotherapy, with specialist skills including midwifery, occupational therapy and care planning also being demanded by employers.

Projections indicate significant future demand from health and social care employers for workers in multiple occupations between 2021 and 2030. These occupations include medical practitioners, dental nurses, midwives and care managers. The further education and apprenticeship systems will play an important role in meeting this demand by providing a steady stream of people with the right skills. ♦

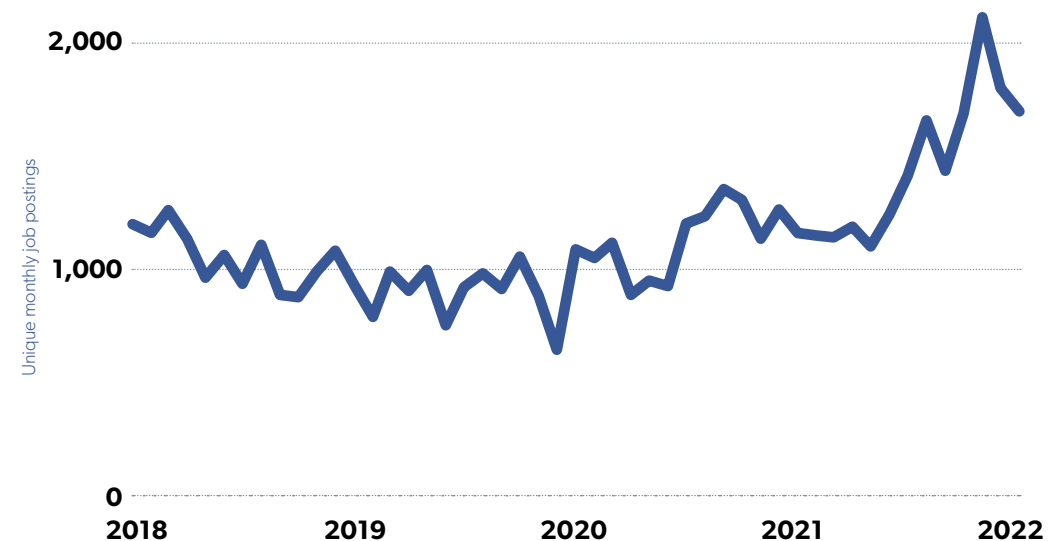
All the data on this graphic is for Thames Valley Berkshire LEP region only.

### Health and Social Care jobs



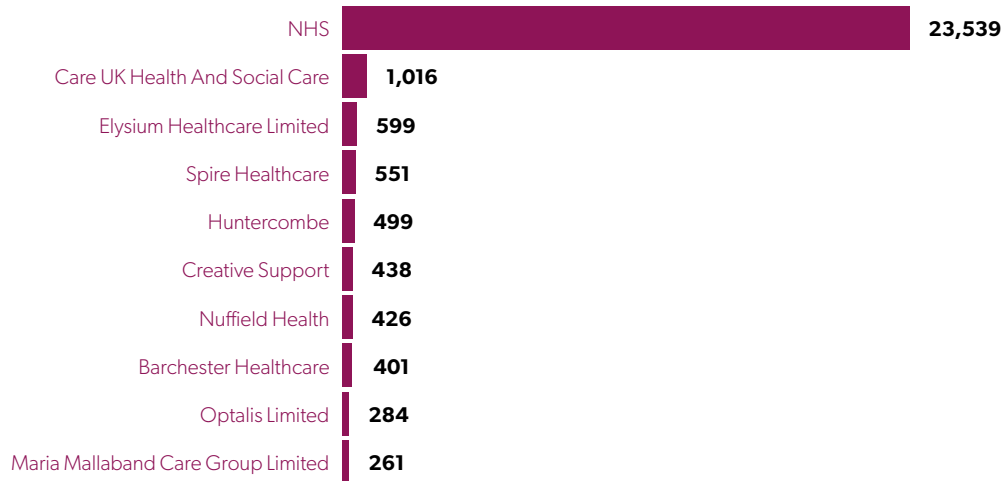
Data: Emsi Burning Glass 2022.1

### Health and Social Care monthly job postings



Data: Emsi Burning Glass Job Posting Analytics

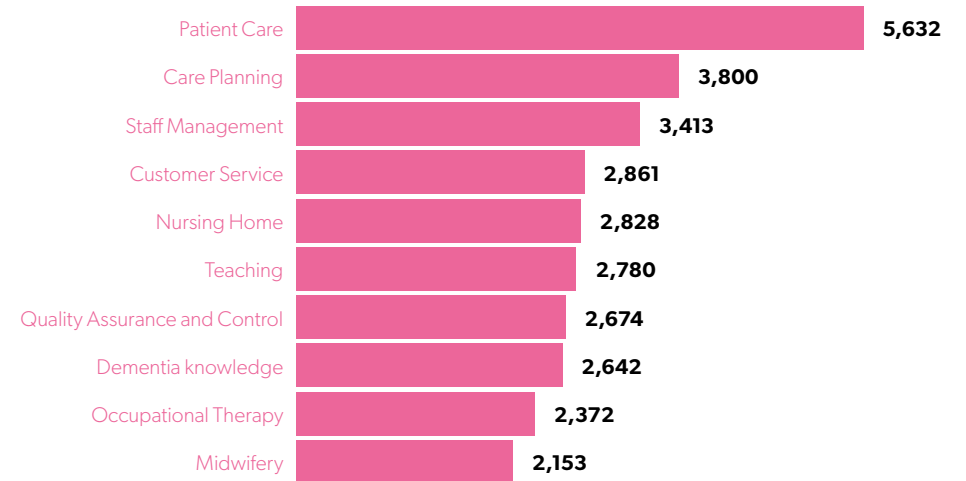
## Top 10 Health and Social Care employers looking to hire since jan 2018



Unique job postings (Jan 2018-Jan 2022)

Data: Emsi Burning Glass Job Posting Analytics

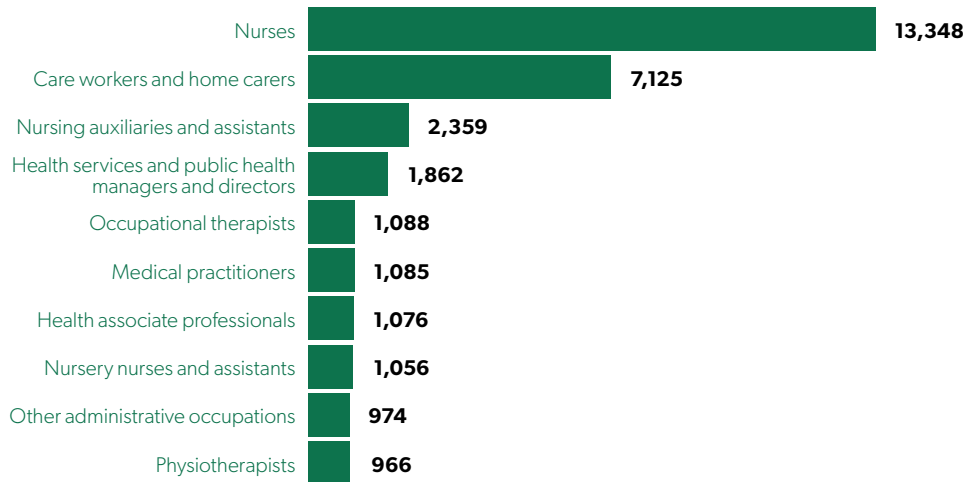
## Top 10 Health and Social Care specialised skills in postings since jan 2018



Unique job postings (Jan 2018-Jan 2022)

Data: Emsi Burning Glass Job Posting Analytics

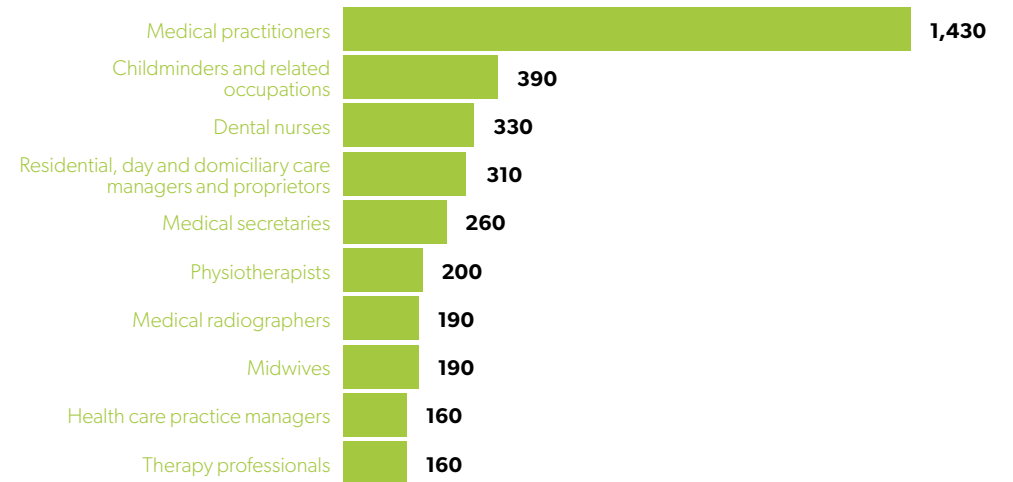
## Top 10 Health and Social Care occupations in postings since jan 2018



Unique job postings (Jan 2018-Jan 2022)

Data: Emsi Burning Glass Job Posting Analytics

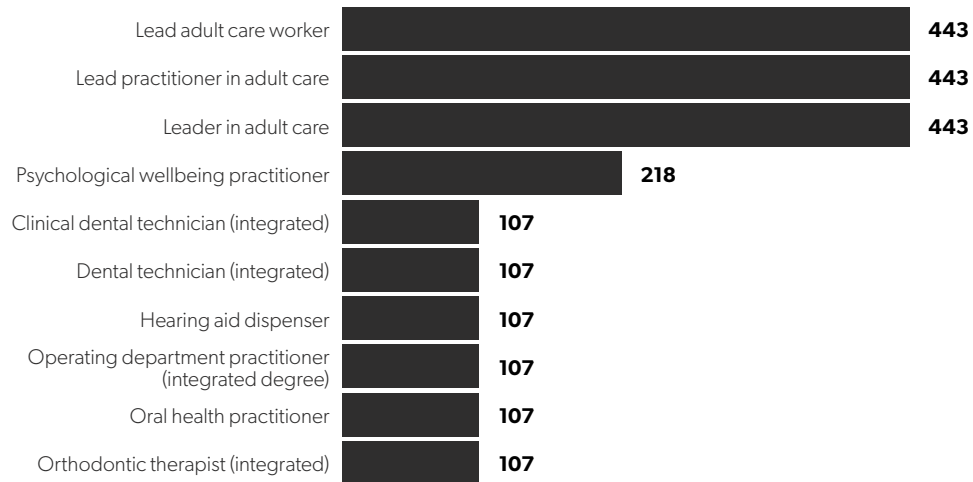
## Top 10 Health and Social Care job openings



Openings (2021-2030)

Data: Emsi Burning Glass 2022.1

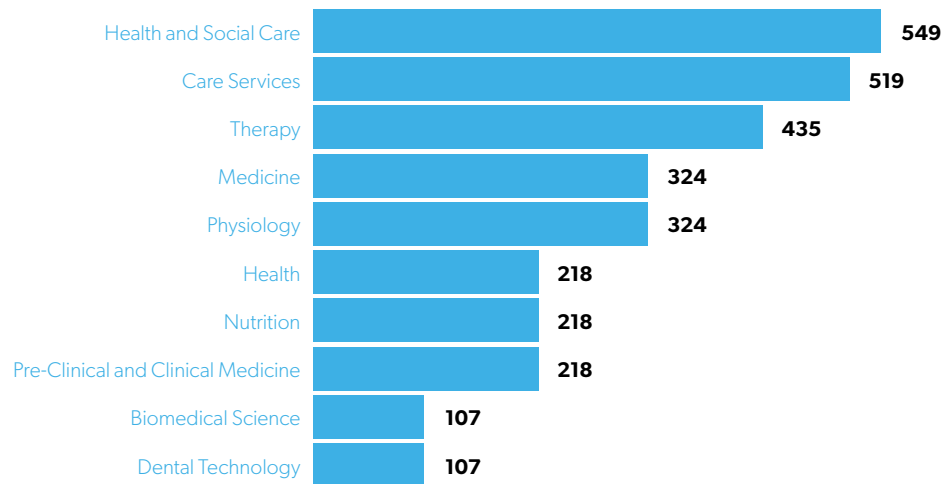
## Top 10 Health and Social Care apprenticeship delivery opportunities



Opportunities (2021-2026)

Data: Emsi Burning Glass 2022.1

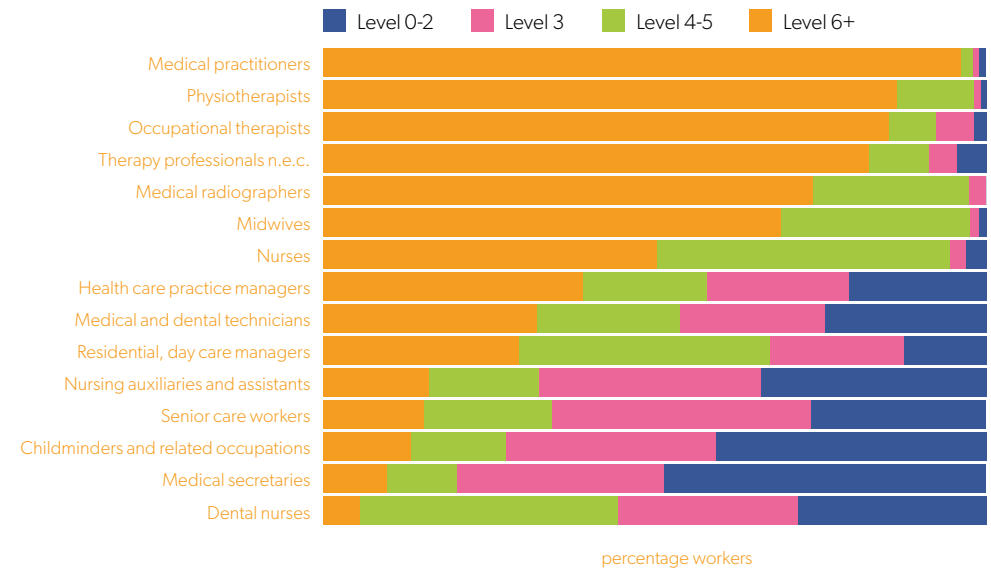
## Top 10 Health and Social Care further education delivery opportunities



Opportunities (2021-2026)

Data: Emsi Burning Glass 2022.1

## Health and Social Care occupations qualification level



percentage workers

Data: ONS Labour Force Survey

## GUIDANCE NOTES

The apprenticeship and further education delivery charts highlight where there are opportunities to increase the delivery of courses in certain subject sector areas (SSAs) and apprenticeship standards over the period from 2021 to 2026. Specifics on the potential scale of increases are not included as the methodology used to generate the charts factors in the capability of learners on different courses to enter one occupation, introducing some overlaps in the scale of opportunity. Therefore, the charts should be interpreted as indicators of potential and not of what exactly needs to be delivered.

Both delivery opportunity charts should

also be interpreted within the context of the qualification level profile chart. This chart shows the qualification level profile of the most concentrated occupations within the sector, enabling for observations to be made about what level of qualification an SSA or apprenticeship standard could be delivered by assuming links between the occupations and opportunities shown on the other two charts.

More detailed information on how future labour demand and supply may change opportunities for apprenticeship and further education delivery is available elsewhere through software tools such as Emsi Burning Glass Analyst. ♦