

National Apprenticeship Week 2023  
6<sup>th</sup> – 12<sup>th</sup> February 2023  
Activity pack for students

---



Name:

Class:

## Introduction

National Apprenticeship Week is a fantastic opportunity for you to learn more about apprenticeships and how they might be an exciting option for you when you leave school or college. Following the instructions of your teacher, work your way through this activity pack to begin exploring what apprenticeships are, which apprenticeships are available and to learn about the exciting careers apprenticeships can lead to.



Please note that some tasks will require access to a computer and the internet.

**Social media:** [@Apprenticeships](https://twitter.com/Apprenticeships) **Hashtag:** [#NAW2023](https://twitter.com/hashtag/NAW2023)

## Contents

<b>Activity sheet 1:</b> What are apprenticeships?	3
<b>Activity sheet 2:</b> Discover apprenticeships	4
<b>Activity sheet 3:</b> Apprentices in Action	5
<b>Activity sheet 4:</b> Mind the gap	8
<b>Activity sheet 5:</b> Employer logo quiz	9
<b>Activity sheet 6:</b> The Big Assembly	10
<b>Activity sheet 7:</b> Apprenticeships and subjects bingo	11
<b>Activity sheet 8:</b> Ask an apprentice or employer	12
<b>Activity sheet 9:</b> Promote apprenticeships like Parris!	13
<b>Activity sheet 10:</b> Apprenticeship crossword	14

### Top tips for exploring apprenticeships

To continue learning about apprenticeships and the exciting careers available, visit: [www.apprenticeships.gov.uk](https://www.apprenticeships.gov.uk)

The government has a fantastic website where you can learn more about the range of apprenticeships available, how to search and apply for apprenticeships, what roles are available by interest area and more. You can also hear real stories from apprentices about their experiences.

Click the link above or scan the QR code to visit now.



## TASK 1: What are apprenticeships?

To complete this task, please follow the below instructions:

- Go to [www.apprenticeships.gov.uk/apprentices/becoming-apprentice](https://www.apprenticeships.gov.uk/apprentices/becoming-apprentice).
- Using the information on the website, choose true or false for each statement below to see how much you know about apprenticeships.
- If you are completing this online, please tick the true/false box to indicate your answer.

### Q1.

**An apprenticeship is a real job, and you get paid.**

- ☐ TRUE  
☐ FALSE

### Q2.

**You can do an apprenticeship while you're still in full time education.**

- ☐ TRUE  
☐ FALSE

### Q3.

**You can still get a degree whilst doing an apprenticeship.**

- ☐ TRUE  
☐ FALSE

### Q4.

**You can start an apprenticeship at any point in your life, from the age of 16.**

- ☐ TRUE  
☐ FALSE

### Q5.

**Your off-the-job training is in a school while doing an apprenticeship.**

- ☐ TRUE  
☐ FALSE

### Q6.

**All apprenticeships take two years to complete.**

- ☐ TRUE  
☐ FALSE

### Q7.

**Apprentices have to pay tuition fees for their apprenticeship.**

- ☐ TRUE  
☐ FALSE

### Q8.

**You are entitled to holiday leave and other benefits as an apprentice.**

- ☐ TRUE  
☐ FALSE

## TASK 2: Discover apprenticeships

To complete this task, please follow the below instructions:

- There are over 600 apprenticeships available in England, but can you name one from each letter of the alphabet?
- If you get stuck, use this website to help you:  
<https://www.instituteofapprenticeships.org/apprenticeship-standards/>
- If you are completing this online, please click in the space to start typing.

**A**

**J**

**S**

**B**

**K**

**T**

**C**

**L**

**U**

**D**

**M**

**V**

**E**

**N**

**W**

**F**

**O**

**X**

**G**

**P**

**Y**

**H**

**Q**

**Z**

**I**

**R**

**Top tip:** There is one letter that does not have an apprenticeship starting with that letter. Make sure to read the descriptions of the apprenticeships to find any harder letters.

## TASK 3: Apprentices in Action

### Part A

To complete this task, please follow the below instructions:

- Watch the Apprentices in Action film below and hear from 2 apprentices from Amazon. You can click on the image of the film or go to:  
<https://www.youtube.com/watch?v=GplUDcfxnnc>
- Answer the questions below.
- If you are completing this online, please click in the space to start typing.



1. What benefits did Samantha give for doing an apprenticeship?

2. How did Catrina and Ollie find their apprenticeship roles?

3. What do Catrina and Ollie say about managing working and studying?

4. What does Lak say Ollie has brought to the team?

5. How many apprenticeship roles does Samantha say Amazon will be offering and who are they for?

6. Which skills did Gergana say Catrina developed when she started?

7. What does Catrina say is perfect about her apprenticeship?

## Part B

To complete this task, please follow the below instructions:



- If time allows, your teacher will ask you to choose another Apprentices in Action film to watch.
- There are 4 films you can select from, showing apprentices from: Great Ormond Street Hospital, the Royal Navy, Siemens, and Lloyds Banking Group.
- The films are available at this link: <https://appawards.co.uk/aotf/>
- Watch the film (by clicking on the image below or using the link above) and then complete the questions below.
- If you are completing this online, please click in the space to start typing.



Great Ormond Street Hospital



The Royal Navy

	
<b>Lloyds Banking Group</b>	<b>Siemens</b>

Make notes here about the Apprentice in Action film(s) you watched:

What did you find interesting?



## TASK 4: Mind the gap

To complete this task, please follow the below instructions:

- Hannah is a Chartered Management degree apprentice with BT and has volunteered to share her inspiring story with you.
- Read Hannah's article below and see if you can match up the correct words from the word bank into her story.
- If you are completing this online, type and replace blue highlighted line with your text.



I found out about [ ] apprenticeships when I was in Year 9. I decided I wanted to do A Levels and then search for an apprenticeship. By the time I started college, I knew that I wanted to do a degree apprenticeship in Management. Throughout my education, my teachers tried to encourage me to go to university, but I knew that with an apprenticeship, I could learn on the job, apply the theory to my role, draw on the skills of others and develop my working style. I felt this suited me better than the [ ] university learning path.

A typical day consists of attending meetings, writing emails and documents, and following up on actions. During my apprenticeship, I rotate around the [ ] to build on my awareness and understanding of the business. The rotation-nature means I am able to manage programmes and deliver core documentation in various parts of the organisation. I deliver the same expectations as other senior professionals, with the benefit of receiving their [ ]. All of my work helps to build my evidence portfolio to show how I've developed and applied the Chartered Management Degree Apprenticeship (CMDA) standards, which are the criteria my [ ] is measured against.

Each week, I have a mixture of lectures and meetings through a virtual platform, which really works for me. I also have a [ ] who supports me in developing my 4-year Work Based Learning portfolio. We meet monthly with my manager to discuss my progress. At the end of the apprenticeship, I will need to complete my [ ].



This year, I was nominated for the Apprentice award for the Management, Legal and Professional Services sector at the Multicultural Apprenticeship Awards and I won!

An apprenticeship can impact an individual personally and professionally, helping develop [ ] skills, building confidence and networks. They can make a brilliant start to a career. Apprentices also make a positive contribution to the organisation. Spreading the word about apprenticeships is important to me because I want more people like me – young, Asian, and mixed-heritage people - to not believe that they must go to university in order to feel satisfied and successful.

Word bank			
transferrable	portfolio	advice	End Point Assessment
Skills Coach	traditional	degree	departments



## TASK 5: Employer logo quiz

To complete this task, please follow the below instructions:

- There are hundreds of employers who offer apprenticeships in England, from a range of sectors and of all sizes.
- Can you recognise the logos of some of the top 100 apprentice employers?
- Work with a partner to identify which company each logo represents.
- If you are completing this online, please click in the box underneath the image to start typing.

 BE THE BEST		
		
 BURY ST EDMUNDS		
		
		

## TASK 6: The Big Assembly

To complete this task, please follow the below instructions:

- This task will need to be completed after 11:10am on Tuesday 7<sup>th</sup> February, once the recording is available.
- Go to [www.workpays.co.uk/bigassembly/](http://www.workpays.co.uk/bigassembly/) and watch the Big Assembly 2023.
- Read the questions below and use the space to make a note of your answers.
- If you are completing this online, please click in the space to start typing.



What was the most interesting fact you learned about apprenticeships?

Which employer did you enjoy hearing from most?

Did any of the points discussed about apprenticeships surprise you? List these below...

## TASK 7: Apprenticeship and subjects bingo

To complete this task, please follow the below instructions:

- Pick four of the school subjects and four of the apprenticeships from the list below and add the numbers into your unique bingo card.
- Your teacher will read out a description of either a school subject or an apprenticeship.
- Listen carefully and, as a class, take a guess at which one your teacher is describing.
- Once you have guessed correctly, check if you chose that number and cross it off your bingo card. When you have crossed them all off, make sure you shout BINGO!
- There are two cards in case you and your class want to play again.
- If you are completing this online, click in the box to start typing.

Subjects – choose four		Apprenticeships – choose four	
1	Religious Studies	16	Early Years Practitioner
2	Drama	17	Dental Nurse
3	English	18	Digital Marketer
4	Maths	19	Hairdresser
5	Computing	20	Assistant Accountant
6	Food Technology	21	Bricklayer
7	Languages	22	Animal care and Welfare Assistant
8	PE	23	Medical Doctor
9	Art	24	Software Developer
10	Design Technology	25	Police Constable
11	Chemistry	26	Cyber Security Analyst
12	Biology	27	HR Adviser
13	Physics	28	Rail Operatives
14	History	29	Business Administrator
15	Geography	30	Midwife

Your bingo card – Game 1

Subjects	Apprenticeships

Your bingo card – Game 2

Subjects	Apprenticeships

## TASK 8: Ask an apprentice or employer

To complete this task, please follow the below instructions:

- National Apprenticeship Week is a good opportunity to engage with employers and apprentices to find out more about apprenticeships.
- Try to think of some useful questions that you could ask an apprentice or an employer at an event or on social media to find out more about their apprenticeship(s).
- We have given some example questions below to get you started.
- If you are completing this online, click in the space to start typing.

### Questions for employers

1. What apprenticeships do you offer?
2. Why do you offer apprenticeships?
3. What are you looking for when people apply for your apprenticeships?
- 4.
- 5.
- 6.
- 7.
- 8.
- 9.
- 10.

### Questions for apprentices

1. What made you choose an apprenticeship?
2. What do you do in your day-to-day?
3. What is the best part about your apprenticeship?
- 4.
- 5.
- 6.
- 7.
- 8.
- 9.
- 10.



Your teacher can submit your questions on Twitter over National Apprenticeship Week using #NAW2023.

## TASK 9: Promote apprenticeships like Parris!

To complete this task, please follow the below instructions:

- Many apprentices use social media to promote apprenticeships and all their benefits.
- Parris is a 4<sup>th</sup> year apprentice at Jaguar Land Rover and shares lots of exciting content on social media about apprenticeships.
- Create a poster or picture that you could use around school or on social media to celebrate National Apprenticeship Week 2023.
- Remember that the theme for National Apprenticeship Week this year is 'Skills for Life'.
- Use the space below to jot down ideas of what you could include to inspire your friends and teachers. We have included some questions that may give you some ideas.
- If you are completing this online, please click in the space to start typing.



ASSUMPTIONS	THE REALITY
Apprenticeships are only for young people leaving secondary school	Most apprenticeships are available for people aged from 16-23 but some go up to the age of 50!
Apprenticeships are only available in blue collar industries	30 years ago yes but now apprenticeships are available in nearly all industries (see caption for details)
Apprenticeships are only for people who can't get into university	Level 6 apprenticeships obtain a full bachelor's degree, Level 7 gain a masters degree.
All apprentices earn minimum wage	Wages are dependent on the level but Level 6+ often earn good salaries. Whilst also having their degree paid for!

### What could I include?

- What have you learnt about apprenticeships so far?
- Has anything surprised you?
- What kind of job roles are available through apprenticeships?


My ideas ...



## TASK 10: Apprenticeship crossword

To complete this task, please follow the below instructions:

- Test your knowledge of apprenticeships by completing the crossword below. Don't forget, you can visit [www.apprenticeships.gov.uk/apprentices/becoming-apprentice](http://www.apprenticeships.gov.uk/apprentices/becoming-apprentice) for clues.
- Add the answer into the correct place in the crossword.
- If you are completing this online, click in the correct box to start typing.



Across	Down
3. Minimum age you need to be to start an apprenticeship.	1. You can't be in this and do an apprenticeship.
4. Apprentices get paid at least this.	2. You get the same _____ as any other employee.
5. You can do this before an apprenticeship to gain more skills and work experience.	3. It can take between one and _____ years to complete an apprenticeship.
8. There are apprenticeships in more than 170 _____.	6. The number of hours per week an apprentice is typically employed.
	7. A level 6 or 7 apprenticeship means you achieve a _____ apprenticeship.